



HALF & QUARTER DOME MIRRORS

Mirror Code	Size	*View Distance	Face Thickness	Back	Depth of Curve	Mounting Hardware	Mounting Holes
ACRYLIC HALF DOME RANGE							
18521H	450x225mm	Up to 4m	2mm Acrylic	None	105mm	Dome Capped Screws	2 x 5mm
18535H	600x300mm	Up to 6m	2mm Acrylic	None	140mm	Dome Capped Screws	2 x 5mm
18553H	900x450mm	Up to 9m	2mm Acrylic	None	205mm	Dome Capped Screws	2 x 5mm
18556H	1200x600mm	Up to 14m	3mm Acrylic	None	270mm	Dome Capped Screws	2 x 5mm
ACRYLIC DELUXE HALF DOME RANGE							
18521HE	450x225mm	Up to 4m	3mm Acrylic	10mm Celuka	105mm	Dome Capped Screws	2 x 10mm Slots
18535HE	600x300mm	Up to 6m	3mm Acrylic	10mm Celuka	140mm	Dome Capped Screws	2 x 10mm Slots
18553HE	900x450mm	Up to 9m	3mm Acrylic	10mm Celuka	205mm	Dome Capped Screws	2 x 10mm Slots
ACRYLIC QUARTER DOME RANGE							
18541H	300x300mm	Up to 3m	2mm Acrylic	None	230mm	Dome Capped Screws	2 x 5mm
18560H	450x450mm	Up to 6m	2mm Acrylic	None	340mm	Dome Capped Screws	2 x 5mm
18563H	600x600mm	Up to 10m	3mm Acrylic	None	410mm	Dome Capped Screws	2 x 5mm

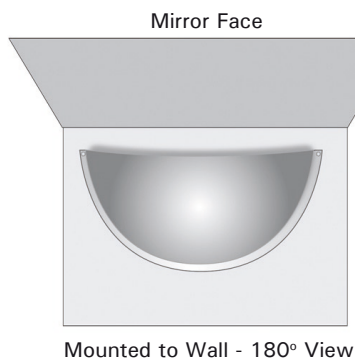
* View Distance is the combined distance from the observer to the mirror PLUS the distance from the mirror to the area being observed.

ACRYLIC HALF DOME MIRRORS

SUITABLE USES:

Indoors Only

Retail and Security surveillance
Safety in busy corridors
T-intersections in buildings
Above high shelving for two-way observation
End of aisles to see both ways

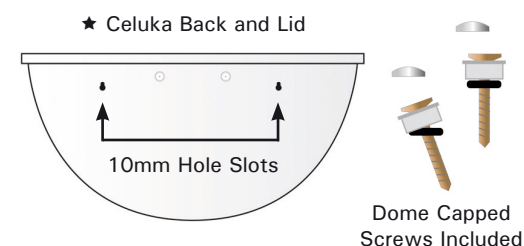
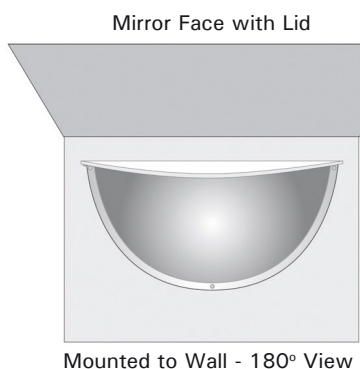


ACRYLIC DELUXE HALF DOME MIRRORS

SUITABLE USES:

Indoors Only

Avoid garbage being left inside
Public buildings
Hospitals
Schools and Childcare Centres
Office Buildings
Factories and Warehouses



★ **Celuka** is a glossy, hard, foam board. Resistant to chemicals and corrosion. Has high impact and structural strength and is suitable for interior applications.

ACRYLIC QUARTER DOME MIRRORS

SUITABLE USES:

Indoors Only

Retail and Security surveillance
Safety in busy corridors
Right angle passageways in buildings
Reception areas
Above high shelving for 90° observation

